

Scaled data based on original data using
LM-79-08 Approved Method: Electrical and Photometric Measurements of Solid-
State Lighting Products

Test Report Prepared for
Cooper Lighting Solutions
(formerly Eaton)

Brand: INVUE

Report Number: P141392

Luminaire Tested: **ECM-E02-LED-E1-SLL-7060**

Issue Date: 03/03/2020

Test Information

Test Method: LM-79-08
Report Number: P141392
REPORT IS SCALED FROM IESNA LM-79-08 TEST DATA (P33693)
Test Lab: INNOVATION CENTER-P3
Issue Date: 03/03/2020
Manufacturer: COOPER LIGHTING SOLUTIONS (FORMERLY EATON)
Product Line: INVUE
Catalog Number: ECM-E02-LED-E1-SLL-7060
Description: EPIC CLASSICAL MEDIUM DECORATIVE LED LUMINAIRE
(2) LIGHTBARS WITH AccuLED OPTICS - 90° SPILL LIGHT ELIMINATOR LEFT
Light Source: (42) 5700K CCT, 70 CRI LEDs
Ballast/Driver: -

Summary

Lumens per Lamp: N/A
Luminaire Lumens: 5367.6 lumens
Efficiency: N/A
Efficacy: 103.0 lumens/watt
Luminous Opening: Rectangular (W 0.33' x L: 1' x H: 0')
IES Classification: Type IV - Short - Non-Cutoff
BUG Rating: B1 - U0 - G2

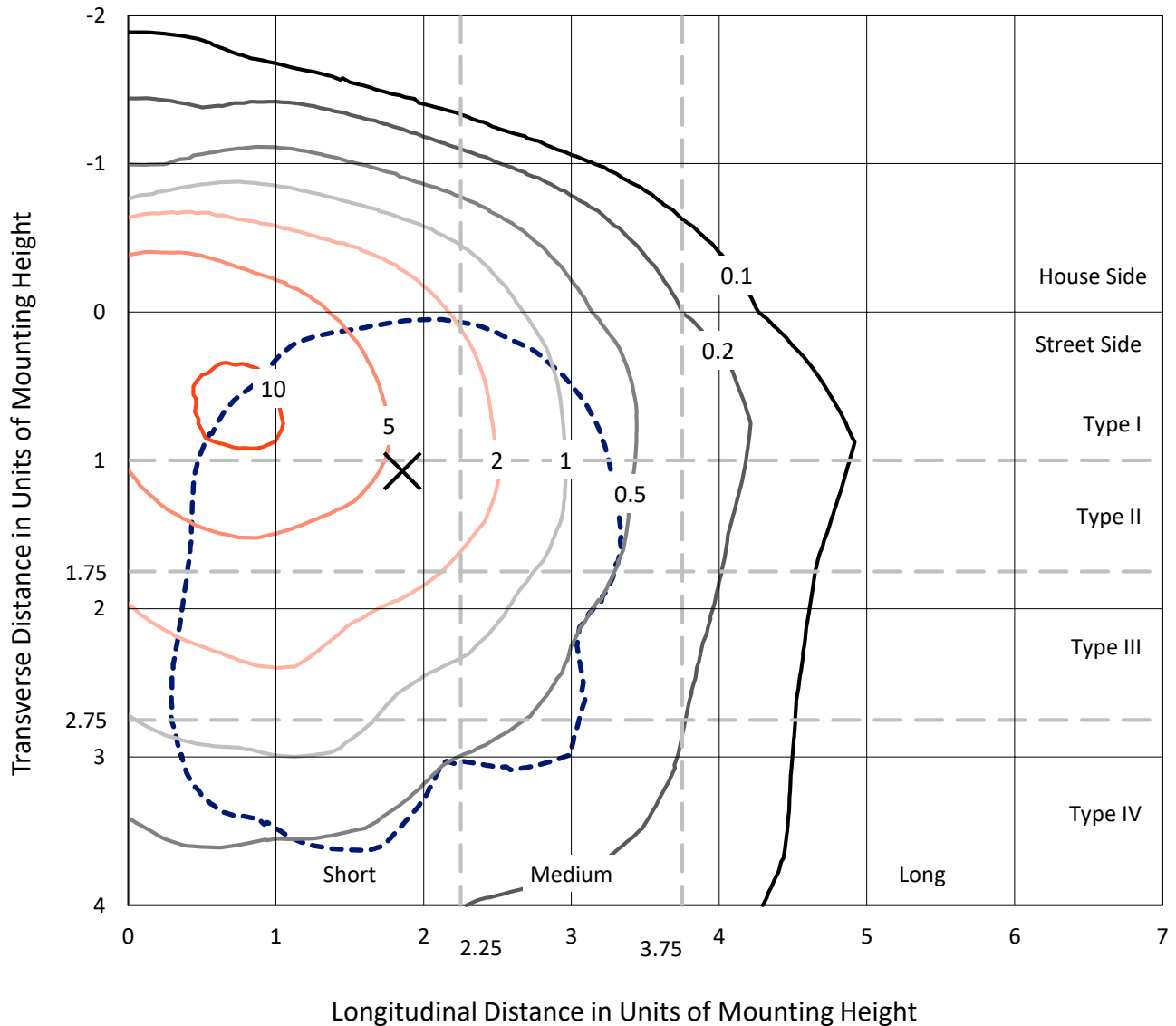
Input Watts (W): 52.1
Input Voltage (V): NR
Input Current (Ain): NR
Voltage Rise (V): NR
Power Factor: NR
Total Harmonic Distortion (THDi): NR
Frequency (hertz): 60
Stabilization Time: NR
Operation Time: NR
Ambient Temperature (°C): NR
Test Distance: 25 FT



REPORT NUMBER: P141392
 CATALOG NUMBER: ECM-E02-LED-E1-SLL-7060

Iso-Footcandle Lines of Horizontal Illumination

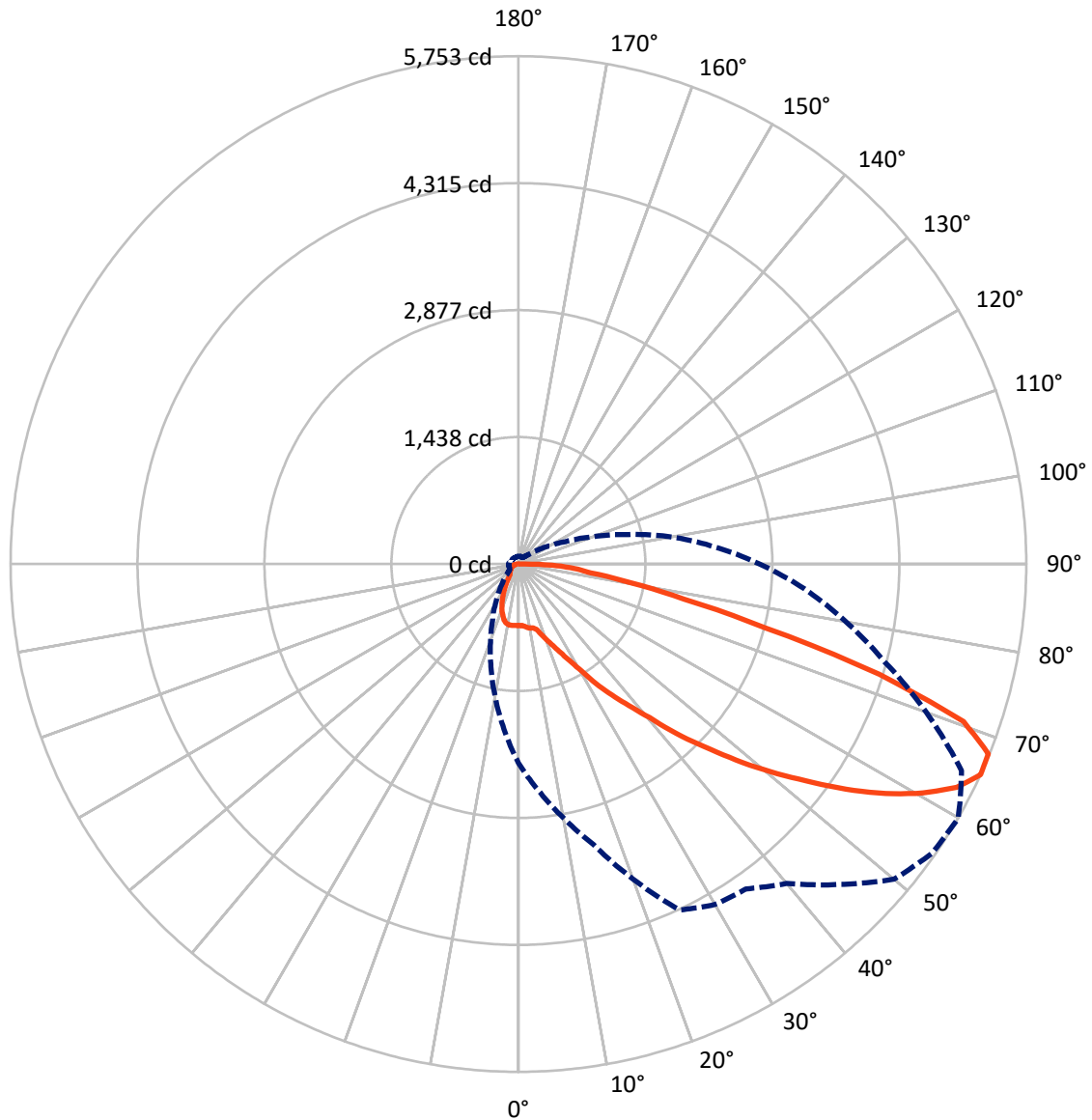
✕ Max cd
 - - - 1/2 Max cd



Based on 10 foot mounting height. Maximum calculated value = 11.3 fc
 Type IV - Short - Non-Cutoff

REPORT NUMBER: P141392
CATALOG NUMBER: ECM-E02-LED-E1-SLL-7060

Luminous Intensity Polar Plot



— Vertical Plane Through 60-Deg Lateral - - - Horizontal Cone Through 65-Deg Vertical

REPORT NUMBER: P141392

CATALOG NUMBER: ECM-E02-LED-E1-SLL-7060

FLUX DISTRIBUTION:

		Downward	Upward	Total
House Side	Lumens	995.6	0.0	995.6
	% Fixture	18.5	0.0	18.5
Street Side	Lumens	4372.0	0.0	4372.0
	% Fixture	81.5	0.0	81.5
Total	Lumens	5367.6	0.0	5367.6
	% Fixture	100.0	0.0	100.0

ZONAL LUMENS:

Zone	Lumens	% Fixture
0°-10°	67.5	1.3
10°-20°	202.7	3.8
20°-30°	336.8	6.3
30°-40°	492.4	9.2
40°-50°	749.1	14.0
50°-60°	1076.7	20.1
60°-70°	1323.8	24.7
70°-80°	885.6	16.5
80°-90°	233.0	4.3
90°-100°	0.0	0.0
100°-110°	0.0	0.0
110°-120°	0.0	0.0
120°-130°	0.0	0.0
130°-140°	0.0	0.0
140°-150°	0.0	0.0
150°-160°	0.0	0.0
160°-170°	0.0	0.0
170°-180°	0.0	0.0
0°-90°	5367.6	100.0
0°-180°	5367.6	100.0

Coefficient of Utilization



REPORT NUMBER: P141392

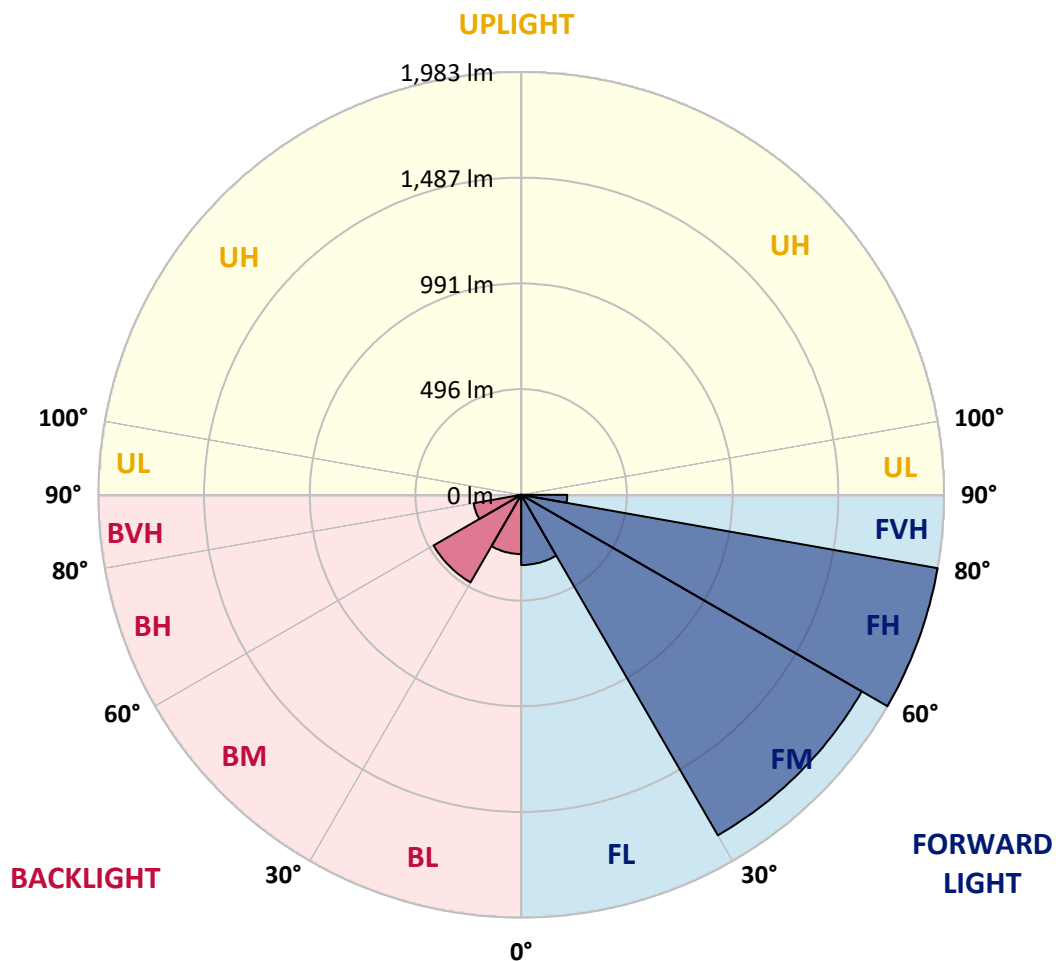
CATALOG NUMBER: ECM-E02-LED-E1-SLL-7060

LUMINAIRE CLASSIFICATION SYSTEM LUMEN TABLE AND BUG RATING:

Zone	Lumens	% Fixture	Zone Rating/Lumen Limit		
			B	U	G
FL (0°-30°)	329.3	6.1			
FM (30°-60°)	1844.0	34.4			
FH (60°-80°)	1982.8	36.9			G2/5000
FVH (80°-90°)	216.0	4.0			G2/225
BL (0°-30°)	277.9	5.2	B1/500		
BM (30°-60°)	474.2	8.8	B1/1000		
BH (60°-80°)	226.6	4.2	B1/500		G1/500
BVH (80°-90°)	16.9	0.3			G1/100
UL (90°-100°)	0.0	0.0		U0/0	
UH (100°-180°)	0.0	0.0		U0/0	

BUG Rating: B1-U0-G2

Type IV Short





REPORT NUMBER: P141392

CATALOG NUMBER: ECM-E02-LED-E1-SLL-7060

CANDELA DISTRIBUTION (FULL):

	0°	5°	10°	15°	20°	25°	30°	35°	40°	45°	50°
0°	697.8	697.8	697.8	697.8	697.8	697.8	697.8	697.8	697.8	697.8	697.8
2.5°	698.4	699.1	699.1	698.4	697.8	698.4	697.1	698.4	697.8	697.1	697.8
5°	689.5	690.2	691.6	691.6	693.0	695.7	696.4	699.8	701.9	702.5	705.3
7.5°	668.3	671.8	673.8	676.5	680.6	687.5	692.3	700.5	706.6	712.1	719.6
10°	655.3	659.4	663.5	669.7	675.9	684.8	693.0	703.2	711.4	719.6	728.5
12.5°	658.8	663.5	669.0	673.8	683.4	691.6	701.9	714.2	718.3	726.5	734.0
15°	686.8	690.9	695.0	700.5	709.4	719.0	732.6	746.3	749.1	757.9	766.2
17.5°	724.4	725.1	732.0	741.5	749.7	765.5	781.9	800.4	812.0	817.5	822.3
20°	763.4	765.5	776.4	785.3	803.8	824.3	848.2	875.6	885.2	909.1	918.0
22.5°	821.6	820.9	833.9	846.2	866.7	888.6	923.5	961.1	983.0	1001.5	1008.3
25°	909.8	911.9	909.8	927.6	948.8	984.4	1019.3	1056.9	1069.9	1102.0	1117.1
27.5°	997.4	1013.1	1034.3	1039.8	1065.8	1106.8	1134.2	1174.5	1206.0	1214.9	1239.5
30°	1078.8	1111.6	1146.5	1175.9	1222.4	1272.4	1313.4	1359.2	1361.3	1377.7	1384.6
32.5°	1161.6	1212.9	1264.2	1301.8	1346.9	1413.3	1489.2	1563.8	1612.4	1662.3	1637.0
35°	1265.5	1345.6	1417.4	1475.5	1513.8	1575.4	1663.0	1784.1	1862.0	1921.6	1955.8
37.5°	1360.6	1481.7	1591.8	1674.6	1768.3	1812.1	1869.6	1957.1	2046.7	2102.1	2130.9
40°	1430.4	1595.9	1751.9	1871.6	1990.6	2095.3	2167.8	2239.0	2360.0	2429.1	2434.6
42.5°	1485.1	1695.8	1883.9	2055.6	2230.8	2377.1	2464.7	2555.0	2708.9	2789.0	2782.8
45°	1522.7	1770.4	2003.6	2215.0	2427.1	2617.9	2786.9	2921.0	3078.3	3230.9	3200.1
47.5°	1555.6	1831.9	2098.7	2337.5	2591.9	2830.0	3040.7	3229.5	3437.5	3643.4	3655.7
50°	1588.4	1881.9	2184.9	2459.9	2746.5	3045.5	3300.0	3542.8	3802.7	4064.7	4124.9
52.5°	1633.6	1938.0	2265.0	2571.4	2904.6	3219.9	3503.8	3806.2	4127.7	4380.8	4551.8
55°	1701.3	2016.0	2364.1	2682.9	3046.2	3393.7	3707.7	4056.5	4352.1	4664.7	4908.2
57.5°	1812.1	2119.9	2479.1	2804.7	3183.0	3551.0	3877.3	4243.3	4525.1	4871.9	5177.7
60°	1952.3	2261.5	2609.0	2949.0	3343.7	3772.0	4101.0	4371.9	4654.4	5005.3	5373.4
62.5°	2111.7	2421.6	2767.7	3118.7	3567.4	4031.2	4313.7	4468.3	4714.6	5097.0	5499.9
65°	2252.0	2571.4	2916.9	3289.0	3796.6	4324.0	4454.0	4493.0	4723.5	5133.9	5554.7
67.5°	2366.9	2734.2	3056.4	3427.2	4038.1	4510.1	4456.7	4378.7	4602.4	5044.3	5450.0
70°	2427.1	2806.7	3122.8	3439.5	4089.4	4536.1	4349.3	4137.3	4239.2	4671.5	5010.8
72.5°	2360.7	2750.0	2999.6	3196.7	3782.2	4215.9	3977.9	3577.7	3670.7	4089.4	4176.9
75°	2100.8	2570.7	2716.4	2709.6	3025.0	3249.3	3076.9	2821.8	3059.2	3233.6	3144.0
77.5°	1568.6	2105.6	2187.0	2037.2	2104.2	2293.0	2130.2	2328.6	2616.6	2695.2	2525.6
80°	986.4	1543.3	1552.2	1365.4	1329.8	1403.7	1613.7	2035.8	2310.8	2294.4	2070.0
82.5°	549.3	1000.8	1095.9	924.9	881.1	1062.4	1437.2	1661.6	1625.4	1611.7	1319.6
85°	375.6	683.4	835.2	801.0	885.9	1059.6	1178.7	1053.5	1014.5	864.0	701.2
87.5°	152.5	307.8	517.8	595.1	631.4	775.1	678.6	552.7	425.5	403.6	346.8
90°	0.0	0.0	0.0	0.0	0.0	0.0	0.0	0.0	0.0	0.0	0.0



REPORT NUMBER: P141392

CATALOG NUMBER: ECM-E02-LED-E1-SLL-7060

CANDELA DISTRIBUTION (continued):

	55°	60°	65°	70°	75°	80°	85°	90°	95°	100°	105°
0°	697.8	697.8	697.8	697.8	697.8	697.8	697.8	697.8	697.8	697.8	697.8
2.5°	695.7	697.1	697.1	697.8	698.4	699.1	699.1	699.1	699.8	700.5	699.8
5°	706.0	708.0	709.4	709.4	710.7	712.1	713.5	712.8	714.9	716.2	716.9
7.5°	722.4	726.5	729.9	732.6	734.0	734.0	734.0	732.0	734.0	734.7	735.4
10°	734.0	738.8	739.5	742.2	741.5	740.8	739.5	738.1	738.8	740.2	742.2
12.5°	737.4	742.2	743.6	745.6	745.0	744.3	741.5	741.5	740.8	742.9	745.0
15°	765.5	769.6	776.4	770.3	770.9	765.5	760.7	757.9	756.6	757.9	759.3
17.5°	829.8	836.6	833.9	824.3	823.6	812.0	809.9	796.3	796.3	796.3	792.2
20°	918.0	917.3	912.5	903.0	882.5	878.3	863.3	852.4	842.1	840.0	835.2
22.5°	1014.5	1004.2	1001.5	981.6	968.6	944.0	921.4	913.2	903.7	901.6	900.9
25°	1108.2	1112.3	1092.5	1082.9	1050.0	1028.2	1015.2	994.6	994.6	991.9	988.5
27.5°	1225.9	1239.5	1217.6	1204.0	1173.2	1142.4	1119.8	1107.5	1094.5	1085.6	1061.0
30°	1392.1	1401.0	1385.9	1357.9	1319.6	1264.8	1234.1	1220.4	1196.4	1166.3	1126.0
32.5°	1626.0	1613.7	1562.4	1513.2	1463.2	1411.2	1374.3	1349.7	1312.7	1252.5	1175.9
35°	1929.1	1823.0	1758.7	1691.0	1633.6	1575.4	1547.4	1502.9	1418.8	1320.9	1218.3
37.5°	2078.2	2031.0	1957.1	1906.5	1838.1	1780.0	1716.3	1640.4	1531.6	1391.4	1249.1
40°	2377.1	2288.2	2230.8	2173.3	2089.2	2009.8	1923.6	1801.2	1626.0	1451.6	1273.1
42.5°	2691.1	2625.5	2521.5	2444.9	2381.9	2250.6	2113.8	1942.8	1722.5	1506.3	1294.9
45°	3100.2	2949.7	2821.1	2756.1	2632.3	2472.2	2312.8	2068.6	1811.4	1563.8	1319.6
47.5°	3511.3	3317.7	3185.0	3064.0	2931.9	2717.1	2468.8	2178.1	1879.8	1611.7	1340.1
50°	3952.6	3697.4	3544.2	3399.1	3181.6	2921.7	2605.6	2268.4	1951.0	1656.8	1358.6
52.5°	4401.3	4079.1	3860.2	3691.2	3421.7	3100.2	2729.4	2362.1	2026.9	1700.6	1373.6
55°	4804.9	4502.6	4220.0	3959.4	3635.1	3261.6	2843.0	2446.2	2095.3	1746.4	1383.2
57.5°	5170.9	4907.5	4570.3	4220.7	3831.5	3411.5	2947.7	2537.2	2159.6	1780.0	1382.5
60°	5421.9	5268.0	4917.8	4491.6	4036.7	3549.0	3073.5	2638.5	2216.4	1803.9	1377.0
62.5°	5602.5	5571.8	5266.0	4752.2	4204.3	3672.8	3195.3	2722.6	2257.4	1806.6	1353.8
65°	5715.4	5753.0	5538.2	4917.8	4298.0	3767.2	3255.5	2730.1	2228.0	1761.5	1292.2
67.5°	5644.3	5741.4	5536.9	4846.0	4208.4	3678.9	3167.2	2604.3	2071.4	1621.2	1154.0
70°	5203.0	5348.7	5146.9	4369.8	3769.9	3338.3	2842.3	2236.9	1782.0	1335.3	911.9
72.5°	4081.2	4273.4	4096.9	3564.0	3120.7	2759.5	2391.5	1756.7	1358.6	981.0	612.9
75°	2815.6	2889.5	2784.2	2416.1	2280.0	2139.1	1795.0	1180.7	897.5	605.4	360.5
77.5°	2184.2	1916.8	1715.0	1564.5	1561.7	1535.7	1174.5	706.6	537.0	333.1	200.4
80°	1642.5	1289.5	1064.4	931.0	968.0	1082.2	684.8	362.6	277.7	184.0	123.1
82.5°	1080.8	822.9	656.7	581.5	587.6	678.6	344.1	199.7	136.8	104.7	80.0
85°	658.8	639.6	570.5	517.8	477.5	466.5	267.5	153.2	75.9	54.0	41.0
87.5°	321.5	381.0	465.2	471.3	405.0	343.4	138.9	43.8	32.2	17.1	12.3
90°	0.0	0.0	0.0	0.0	0.0	0.0	0.0	0.0	0.0	0.0	0.0

REPORT NUMBER: P141392

CATALOG NUMBER: ECM-E02-LED-E1-SLL-7060

CANDELA DISTRIBUTION (continued):

	110°	115°	120°	125°	130°	135°	140°	145°	150°	155°	160°
0°	697.8	697.8	697.8	697.8	697.8	697.8	697.8	697.8	697.8	697.8	697.8
2.5°	700.5	703.9	702.5	701.9	701.9	705.3	705.3	703.9	703.9	704.6	704.6
5°	716.9	720.3	719.0	719.6	721.0	721.7	723.7	721.7	720.3	721.7	721.0
7.5°	736.1	739.5	738.8	740.2	741.5	742.9	744.3	743.6	742.2	742.2	741.5
10°	744.3	751.1	753.8	756.6	760.0	761.4	763.4	763.4	760.7	760.7	757.3
12.5°	749.7	755.2	762.1	766.2	772.3	777.1	779.2	779.8	777.8	775.1	771.6
15°	761.4	765.5	772.3	776.4	783.9	790.1	794.2	793.5	790.8	783.3	773.0
17.5°	790.1	789.4	792.2	794.9	796.9	800.4	799.0	792.8	779.8	766.2	751.8
20°	833.2	832.5	828.4	822.3	814.7	805.2	790.1	771.6	749.7	725.1	703.2
22.5°	894.1	887.9	882.5	866.0	840.0	807.9	768.9	732.6	706.6	682.7	658.8
25°	974.8	959.8	933.1	894.8	853.7	805.8	749.1	700.5	667.7	639.6	615.7
27.5°	1025.4	990.5	946.1	893.4	838.7	777.1	714.2	666.3	629.3	598.6	571.2
30°	1068.5	1005.6	943.3	876.3	807.2	743.6	677.2	625.9	582.8	548.6	515.8
32.5°	1092.5	1008.3	930.3	850.3	775.1	702.5	630.7	575.3	534.3	491.8	446.7
35°	1107.5	1000.1	905.7	815.4	732.6	657.4	582.1	521.3	467.2	415.2	370.1
37.5°	1111.6	986.4	873.6	776.4	682.0	599.9	528.8	457.6	403.6	347.5	295.5
40°	1109.6	960.4	833.2	715.5	616.3	537.0	467.9	402.9	343.4	293.5	243.5
42.5°	1101.4	931.0	785.3	665.6	565.7	489.8	426.2	360.5	307.1	253.8	211.4
45°	1098.6	902.3	749.1	627.3	531.5	457.0	394.7	331.1	275.0	224.4	182.0
47.5°	1092.5	876.3	715.5	597.9	503.5	431.6	367.3	305.1	246.9	201.1	160.1
50°	1078.8	848.2	690.9	575.3	480.2	406.3	340.7	273.6	216.9	171.7	140.2
52.5°	1064.4	830.5	675.2	552.7	455.6	376.2	311.3	243.5	190.2	147.8	123.8
55°	1050.0	816.8	654.0	526.1	423.4	345.5	279.8	217.5	167.6	131.3	114.2
57.5°	1034.3	798.3	628.0	491.8	387.2	311.3	245.6	186.8	145.7	118.3	106.7
60°	1021.3	772.3	582.8	444.0	338.6	263.4	203.9	156.0	123.8	106.7	101.9
62.5°	987.1	722.4	517.8	373.5	275.0	205.9	155.3	121.8	104.0	95.8	96.5
65°	904.3	610.9	411.1	291.4	192.9	138.2	110.8	93.0	84.8	84.8	86.9
67.5°	762.1	465.2	291.4	185.4	126.6	99.9	84.8	77.3	75.9	77.3	80.7
70°	539.7	301.7	182.6	121.1	95.1	80.7	73.2	70.5	69.1	70.5	71.8
72.5°	332.5	177.9	116.3	94.4	81.4	72.5	67.7	65.7	65.0	65.0	64.3
75°	181.3	119.0	93.0	82.1	73.9	67.0	62.3	58.8	58.1	58.8	57.5
77.5°	115.6	93.0	82.8	75.9	68.4	59.5	55.4	52.7	52.7	52.0	50.6
80°	90.3	82.8	75.9	69.1	57.5	50.6	46.5	45.8	45.1	44.5	44.5
82.5°	67.7	65.7	62.3	56.1	45.8	40.4	38.3	38.3	37.6	35.6	35.6
85°	39.0	38.3	41.0	36.3	30.8	26.7	26.7	27.4	28.0	27.4	25.3
87.5°	13.0	10.9	11.6	11.6	9.6	7.5	10.3	12.3	11.6	10.3	12.3
90°	0.0	0.0	0.0	0.0	0.0	0.0	0.0	0.0	0.0	0.0	0.0



REPORT NUMBER: P141392

CATALOG NUMBER: ECM-E02-LED-E1-SLL-7060

CANDELA DISTRIBUTION (continued):

	165°	170°	175°	180°	185°	190°	195°	200°	205°	210°	215°
0°	697.8	697.8	697.8	697.8	697.8	697.8	697.8	697.8	697.8	697.8	697.8
2.5°	702.5	703.9	706.6	703.9	702.5	702.5	701.2	701.9	699.8	697.8	698.4
5°	719.6	718.3	719.6	717.6	713.5	712.8	710.1	710.1	707.3	704.6	703.2
7.5°	738.8	736.7	737.4	733.3	728.5	725.1	721.7	720.3	716.9	712.8	710.1
10°	753.8	751.8	750.4	745.6	739.5	736.1	731.3	728.5	725.1	719.6	716.9
12.5°	763.4	758.6	755.9	747.7	742.2	738.8	733.3	732.0	727.9	723.1	721.0
15°	761.4	750.4	742.2	732.6	725.1	720.3	715.5	714.2	712.1	710.1	706.0
17.5°	727.9	714.2	705.3	685.4	674.5	669.7	669.0	668.3	667.0	667.0	662.2
20°	681.3	665.6	651.9	632.8	618.4	613.6	600.6	597.2	593.1	597.2	593.1
22.5°	639.6	619.8	604.0	588.3	571.2	557.5	540.4	532.2	520.6	517.8	519.2
25°	595.1	570.5	550.7	532.2	513.7	494.6	478.8	467.2	459.7	449.4	439.9
27.5°	541.1	520.6	493.9	478.8	457.0	435.8	419.3	407.0	393.3	385.1	371.5
30°	486.4	454.9	428.2	407.0	383.1	372.8	357.1	344.1	331.8	322.9	311.3
32.5°	415.2	382.4	354.3	329.7	313.3	298.9	289.4	278.4	272.3	264.7	257.2
35°	340.0	298.9	265.4	254.5	236.0	236.7	231.9	226.4	221.6	214.8	214.1
37.5°	256.5	224.4	202.5	188.8	186.1	182.0	182.6	182.0	180.6	178.5	178.5
40°	203.2	174.4	160.1	157.3	157.3	156.7	156.0	156.0	156.0	154.6	153.9
42.5°	173.8	153.2	148.4	147.1	145.7	145.0	143.7	141.6	141.6	140.2	138.2
45°	153.2	141.6	140.2	138.9	138.9	136.8	134.8	133.4	132.7	132.0	130.7
47.5°	140.2	134.1	132.7	131.3	130.7	129.3	127.2	125.2	124.5	123.8	123.8
50°	125.9	121.8	121.8	121.8	119.7	118.3	116.3	114.9	114.9	114.2	113.6
52.5°	115.6	113.6	112.9	112.2	110.8	108.8	107.4	106.7	106.0	106.7	106.0
55°	110.8	109.5	108.8	107.4	106.0	104.0	102.6	100.6	99.9	101.2	101.2
57.5°	105.3	104.7	104.0	102.6	101.2	98.5	96.5	95.1	95.1	97.1	96.5
60°	103.3	102.6	101.9	101.2	99.2	95.8	92.3	91.0	91.0	93.0	93.0
62.5°	98.5	97.8	97.1	96.5	93.7	91.0	87.6	86.2	86.9	88.2	90.3
65°	89.6	90.3	89.6	89.6	87.6	85.5	83.5	82.1	81.4	82.1	84.1
67.5°	81.4	82.1	82.1	82.1	81.4	79.4	78.0	75.9	74.6	75.2	75.9
70°	73.9	74.6	75.2	75.2	73.9	71.8	69.8	67.7	67.0	67.7	67.7
72.5°	65.7	65.7	65.7	66.4	65.7	65.0	62.3	59.5	59.5	58.8	59.5
75°	57.5	57.5	57.5	57.5	56.1	56.1	54.7	52.0	51.3	52.0	52.7
77.5°	50.6	49.3	48.6	48.6	48.6	47.2	46.5	46.5	45.8	45.8	45.8
80°	41.7	40.4	39.0	38.3	39.0	39.0	40.4	40.4	39.7	39.7	39.7
82.5°	32.8	30.1	29.4	29.4	28.0	29.4	32.2	35.6	34.2	34.9	34.9
85°	23.9	21.2	19.8	19.8	18.5	21.2	24.6	27.4	26.0	27.4	26.7
87.5°	10.9	10.3	8.2	6.8	8.2	12.3	14.4	15.0	13.0	15.7	15.7
90°	0.0	0.0	0.0	0.0	0.0	0.0	0.0	0.0	0.0	0.0	0.0



REPORT NUMBER: P141392

CATALOG NUMBER: ECM-E02-LED-E1-SLL-7060

CANDELA DISTRIBUTION (continued):

	220°	225°	230°	235°	240°	245°	250°	255°	260°	265°	270°
0°	697.8	697.8	697.8	697.8	697.8	697.8	697.8	697.8	697.8	697.8	697.8
2.5°	701.2	698.4	697.8	698.4	697.1	699.1	699.1	698.4	698.4	697.8	699.1
5°	705.3	701.9	699.8	699.8	698.4	700.5	699.1	698.4	697.8	697.8	697.8
7.5°	711.4	706.6	703.2	701.2	698.4	698.4	696.4	694.3	693.0	692.3	692.3
10°	716.9	710.1	704.6	699.8	695.7	692.3	688.9	684.1	682.7	681.3	682.0
12.5°	716.2	708.7	700.5	693.0	683.4	679.3	670.4	664.9	664.9	661.5	663.5
15°	701.2	688.2	676.5	664.2	652.6	644.4	633.4	627.3	623.9	623.2	628.0
17.5°	656.0	643.7	632.8	619.1	604.0	598.6	591.0	588.3	586.2	589.7	593.1
20°	595.1	579.4	569.1	560.9	560.9	559.6	556.1	551.4	547.3	546.6	550.7
22.5°	508.9	502.8	504.8	499.4	499.4	496.6	502.1	493.2	498.0	493.9	496.0
25°	437.1	434.4	433.0	432.3	432.3	437.1	436.4	437.8	433.0	435.8	435.1
27.5°	372.1	368.7	363.9	366.7	369.4	372.8	374.2	374.9	379.0	371.5	374.2
30°	309.9	304.4	307.8	305.1	306.5	305.8	305.8	305.8	308.5	314.0	309.9
32.5°	253.8	251.1	254.5	249.7	250.4	250.4	249.0	246.9	248.3	242.2	246.9
35°	210.0	206.6	209.3	207.3	205.2	199.7	197.7	194.3	195.0	193.6	192.9
37.5°	175.8	175.1	173.1	173.1	171.7	171.0	167.6	168.3	169.0	170.3	170.3
40°	151.9	151.2	150.5	151.9	152.5	153.2	154.6	156.0	158.0	160.1	162.1
42.5°	138.2	138.2	138.2	140.9	143.0	146.4	148.4	151.2	153.9	157.3	160.1
45°	130.0	129.3	130.7	132.7	136.1	139.6	143.0	147.1	151.2	154.6	156.7
47.5°	123.1	122.4	123.8	125.9	129.3	134.8	139.6	144.3	149.1	152.5	153.9
50°	114.2	114.2	114.9	117.0	120.4	125.2	130.0	135.4	140.2	143.0	144.3
52.5°	107.4	108.1	108.1	110.1	113.6	117.7	122.4	127.2	130.7	132.7	135.4
55°	100.6	101.9	101.9	104.0	107.4	112.2	118.3	122.4	126.6	129.3	131.3
57.5°	95.8	96.5	96.5	99.2	103.3	107.4	113.6	119.0	123.8	127.2	130.0
60°	91.7	92.3	91.7	95.1	98.5	103.3	108.8	114.9	121.8	126.6	128.6
62.5°	88.2	88.2	87.6	90.3	92.3	95.1	99.9	106.7	112.9	117.0	119.0
65°	84.1	84.1	82.8	85.5	85.5	89.6	93.0	99.2	104.0	108.8	110.1
67.5°	75.9	77.3	76.6	78.7	81.4	84.1	88.2	93.0	97.8	101.2	103.3
70°	67.7	68.4	70.5	71.8	74.6	75.9	79.4	82.8	87.6	89.6	91.7
72.5°	60.2	60.9	62.3	63.6	66.4	67.7	70.5	73.2	77.3	79.4	81.4
75°	52.7	53.4	54.0	55.4	56.8	58.1	59.5	62.3	65.0	67.7	69.8
77.5°	45.1	45.8	47.9	47.2	48.6	49.3	51.3	52.7	54.0	56.8	59.5
80°	39.7	39.0	40.4	41.0	42.4	42.4	43.8	43.8	45.8	45.8	46.5
82.5°	33.5	32.8	34.2	36.3	36.9	36.9	38.3	35.6	34.9	35.6	37.6
85°	25.3	26.0	26.7	29.4	30.1	30.1	31.5	29.4	26.7	26.7	28.0
87.5°	14.4	10.9	15.7	18.5	18.5	19.2	20.5	19.8	19.2	15.0	15.7
90°	0.0	0.0	0.0	0.0	0.0	0.0	0.0	0.0	0.0	0.0	0.0



REPORT NUMBER: P141392
 CATALOG NUMBER: ECM-E02-LED-E1-SLL-7060

REPORT N
 CATALOG

CANDELA DISTRIBUTION (continued):

CANDELA

	275°	280°	285°	290°	295°	300°	305°	310°	315°	320°	325°	
0°	697.8	697.8	697.8	697.8	697.8	697.8	697.8	697.8	697.8	697.8	697.8	0°
2.5°	698.4	699.1	699.8	700.5	701.2	700.5	701.9	700.5	701.2	699.8	699.1	2.5°
5°	697.8	698.4	698.4	699.8	700.5	698.4	699.8	697.8	697.8	696.4	694.3	5°
7.5°	693.0	694.3	694.3	695.7	695.7	693.6	693.6	689.5	688.2	683.4	680.0	7.5°
10°	683.4	685.4	686.8	689.5	690.9	687.5	685.4	680.6	675.2	669.7	664.2	10°
12.5°	667.0	667.7	672.4	676.5	678.6	680.6	679.3	678.6	673.1	669.7	667.7	12.5°
15°	629.3	634.8	639.6	649.2	656.0	663.5	669.0	675.2	677.9	681.3	682.7	15°
17.5°	596.5	602.7	606.1	614.3	621.1	632.8	647.1	662.9	673.8	687.5	700.5	17.5°
20°	550.7	560.9	563.7	576.7	585.6	600.6	616.3	636.2	658.1	679.3	702.5	20°
22.5°	499.4	504.2	509.6	523.3	534.3	553.4	577.4	604.7	630.0	659.4	693.0	22.5°
25°	437.1	443.3	448.8	463.8	479.5	497.3	526.1	559.6	591.7	630.7	674.5	25°
27.5°	375.6	380.3	389.9	400.9	418.7	437.8	473.4	510.3	547.3	594.5	646.4	27.5°
30°	311.3	316.0	320.8	333.8	352.3	374.9	407.0	450.8	494.6	545.2	606.8	30°
32.5°	249.7	251.1	260.6	270.2	285.9	305.1	340.0	382.4	429.6	491.2	552.0	32.5°
35°	195.0	203.2	207.3	220.3	229.8	249.7	279.1	318.1	367.3	429.6	495.3	35°
37.5°	173.1	175.8	181.3	190.9	203.9	221.6	242.2	272.3	314.7	367.3	428.9	37.5°
40°	164.9	167.6	171.7	179.2	191.5	208.0	225.1	249.0	281.8	323.6	379.0	40°
42.5°	162.1	162.8	164.2	171.0	183.3	201.8	222.3	244.9	270.2	303.7	347.5	42.5°
45°	158.7	158.7	159.4	164.2	175.1	194.3	220.3	249.0	277.7	307.8	344.8	45°
47.5°	156.0	156.7	156.0	158.0	166.2	184.7	213.4	248.3	286.6	325.6	366.0	47.5°
50°	145.0	145.0	145.7	146.4	152.5	170.3	198.4	236.7	283.9	336.6	392.0	50°
52.5°	136.1	137.5	137.5	138.9	143.0	157.3	185.4	225.7	277.0	338.6	413.2	52.5°
55°	133.4	134.8	135.4	135.4	138.2	150.5	177.2	215.5	269.5	336.6	421.4	55°
57.5°	131.3	132.7	133.4	132.7	134.8	145.0	169.6	207.3	261.3	331.8	424.8	57.5°
60°	129.3	130.0	128.6	127.2	127.9	136.8	158.7	195.6	251.7	324.9	423.4	60°
62.5°	119.7	120.4	119.0	117.7	116.3	123.1	143.0	179.2	231.9	309.2	412.5	62.5°
65°	111.5	111.5	111.5	110.1	108.8	112.9	127.2	158.0	203.9	281.2	387.2	65°
67.5°	104.7	104.0	104.0	103.3	101.9	103.3	112.2	133.4	169.0	236.7	341.4	67.5°
70°	93.7	93.0	93.7	93.0	91.7	91.7	95.8	107.4	131.3	173.8	265.4	70°
72.5°	82.8	83.5	84.8	84.8	84.8	85.5	85.5	88.9	101.9	124.5	180.6	72.5°
75°	71.1	71.8	73.9	76.6	75.2	75.9	75.9	78.0	84.8	98.5	126.6	75°
77.5°	60.2	62.3	65.0	65.7	63.6	63.6	65.0	68.4	74.6	82.8	96.5	77.5°
80°	49.3	52.0	52.7	54.0	54.7	54.7	56.1	58.8	65.0	75.2	86.2	80°
82.5°	39.0	41.0	43.1	45.1	46.5	48.6	49.3	50.6	56.8	67.0	79.4	82.5°
85°	29.4	31.5	34.2	36.3	37.6	39.7	39.0	39.7	43.1	51.3	60.2	85°
87.5°	17.8	17.8	19.8	20.5	21.2	21.2	22.6	19.8	21.2	27.4	32.8	87.5°
90°	0.0	0.0	0.0	0.0	0.0	0.0	0.0	0.0	0.0	0.0	0.0	90°



NUMBER: P141392

NUMBER: ECM-E02-LED-E1-SLL-7060

DISTRIBUTION (continued):

330°	335°	340°	345°	350°	355°	360°
697.8	697.8	697.8	697.8	697.8	697.8	697.8
699.8	699.1	698.4	699.1	700.5	700.5	698.4
695.0	693.0	691.6	691.6	691.6	690.9	689.5
678.6	675.2	673.1	671.8	671.1	671.1	668.3
660.8	658.8	654.7	653.3	654.0	656.0	655.3
664.9	658.8	656.7	656.7	656.0	659.4	658.8
687.5	687.5	684.8	684.1	682.7	686.8	686.8
711.4	717.6	720.3	717.6	718.3	719.0	724.4
724.4	742.2	751.8	759.3	760.0	764.1	763.4
726.5	758.6	783.9	800.4	815.4	822.9	821.6
716.2	760.7	805.2	846.9	878.3	895.4	909.8
702.5	755.2	812.7	871.5	922.8	968.6	997.4
670.4	737.4	811.3	886.6	959.8	1025.4	1078.8
625.2	702.5	790.8	890.0	992.6	1083.6	1161.6
565.0	647.8	755.2	877.0	1012.4	1147.9	1265.5
500.1	591.0	708.7	855.1	1022.7	1199.2	1360.6
443.3	532.9	661.5	827.0	1021.3	1232.7	1430.4
406.3	490.5	620.5	800.4	1014.5	1251.8	1485.1
394.0	470.0	593.1	779.2	1010.4	1265.5	1522.7
410.4	476.1	586.9	769.6	1009.0	1281.3	1555.6
448.8	510.3	610.2	785.3	1021.3	1297.0	1588.4
485.0	558.2	660.8	830.5	1067.1	1342.8	1633.6
514.4	610.2	715.5	890.0	1132.8	1414.0	1701.3
530.8	650.6	786.7	972.7	1222.4	1518.6	1812.1
537.7	678.6	847.6	1059.6	1335.3	1638.3	1952.3
534.9	691.6	891.3	1139.0	1437.2	1769.7	2111.7
517.8	691.6	918.7	1202.6	1522.7	1874.4	2252.0
476.8	667.7	921.4	1239.5	1588.4	1962.6	2366.9
401.5	598.6	875.6	1235.4	1608.9	1990.6	2427.1
281.2	446.7	730.6	1116.4	1521.4	1924.3	2360.7
174.4	278.4	523.3	863.3	1266.2	1632.9	2100.8
122.4	169.0	299.6	546.6	871.5	1217.0	1568.6
101.9	124.5	171.0	301.0	524.0	749.7	986.4
88.2	100.6	119.0	171.7	266.8	399.5	549.3
65.7	73.2	82.1	112.9	168.3	246.9	375.6
26.7	30.1	33.5	45.1	103.3	142.3	152.5
0.0	0.0	0.0	0.0	0.0	0.0	0.0

(END OF REPORT)